



Knowledge Gaps in Neuroepidemiology of Geriatric TBI:

The National EMS Information System and Prehospital Emergency Care

Jeremiah Kinsman, MPH, EMT
EMS Specialist
Office of EMS, NHTSA

National Academies: Approaches to Address
Unmet Research Needs in Traumatic Brain Injury
Among Older Adults: A Workshop

October 21, 2024



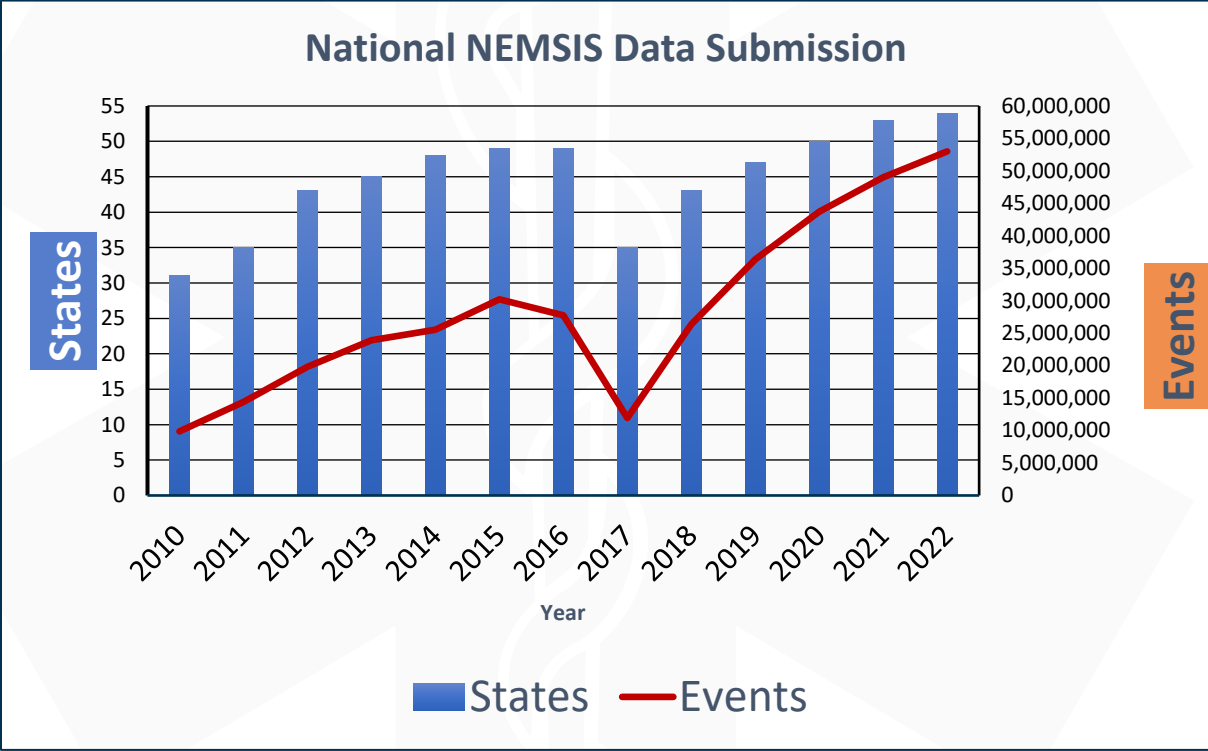
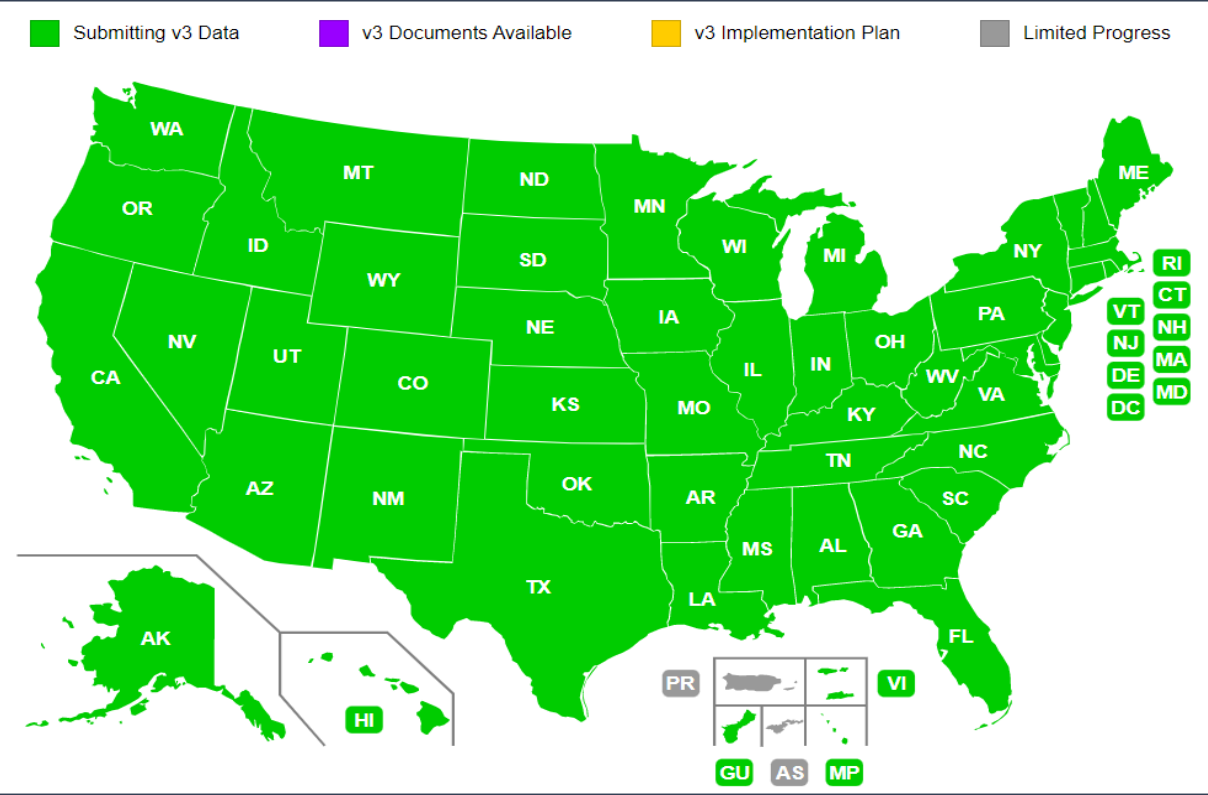
The National EMS Information System (NEMSIS)

- **Documentation standard** for EMS response and care
- **Data definitions** for point of care data collection
- **Compliance testing** for EMS ePCR software
- **Interoperability** and exchange standards
- National EMS **Database**



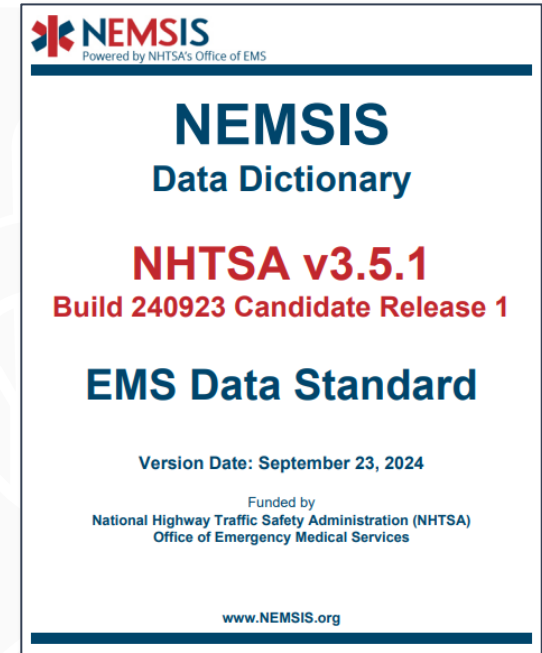
NEMSIS State Participation and Submissions

Submitting Version 3 NEMSIS Data



NEMSIS Data Elements

- **652 NEMSIS Data Elements** can be collected by a **local EMS Agency**
- **163 NEMSIS Data Elements** are collected at the **National level** (National EMS Database)
- Data Elements Collected:
 - EMS Operations (e.g., response and patient transport)
 - Incident Location
 - Patient Demographics
 - Patient Assessment (e.g., clinical impression, primary symptoms, vital signs, trauma triage categories)
 - Patient Care (e.g., procedures, medications)
 - Patient Disposition



NEMSIS v3 Web Services Guide

NEMSIS V3 Schematron Guide



Defining Head Injury Patients in NEMSIS

- Why **“Head Injury”** and not **Traumatic Brain Injury**?
 - EMS Clinicians (EMTs, Paramedics) make clinical impressions of patients' injuries and conditions, not diagnoses
- **3,846 unique ICD-10-CM codes** documented for **Primary Impression** for **Injured Older Adults (65+)** by EMS clinicians for 9-1-1 responses in 2023
 - Of those, **240 Impressions** had one of the following **key words**: “head” “brain” “concussion” “skull” “hematoma” or “hemorrhage”
 - **129 Impressions related to Head Injury**
 - Method: 2 EMS clinicians conducted review, +1 arbitrator for discordant categorizations

Older Adult Head Injury Patients Encountered by EMS

- In 2023, there were **261,931** 9-1-1 Activated EMS Responses to Older Adults with a documented “Head Injury” Primary Impression
 - **Fall** was the most common dispatch reason (77%)
 - **Nursing Home** was the most common incident location type (27%)
 - The median age of patients was **80 years**, and a **majority were female** (59%)
 - While more than 90% of EMS responses encountered a patient with a GCS of 14-15, there were **15,921 with a GCS ≤ 13**
 - For these responses, **90%** (n=235,681) were transport by EMS

Prehospital Knowledge Gaps & Research Needs

- Development of head injury / TBI EMS data phenotypes
- Characterization of head injury patients encountered by EMS
 - Are EMS clinicians' mis-triaging older adult TBI patients?
 - Are there innovative tools and resources that could improve prehospital assessment and triage of older adult acute TBI patients?
 - Point-of-Care blood biomarker testing
 - Portable infrared brain scanners
 - Physician consult with EMS clinicians via telemedicine
 - Access to patients' medical records via health information exchange (HIE)
 - Interoperability to increase hospital outcome information in the EMS report → CQI
- What are the most effective interventions for treating older adult acute TBI patients in the prehospital setting?
 - EPIC TBI Project (University of Arizona): prevent and treat hypoxia, hypotension and hyperventilation
 - Transfusion of blood plasma

NEMESIS Support



<https://www.nemsis.org>



<https://nemsis.atlassian.net/servicedesk/customer/portals>

THANK YOU!

911.gov



ems.gov



Jeremiah Kinsman, MPH, EMT

Jeremiah.Kinsman@dot.gov